


# READ & ILLUSTRATE

## READ & ILLUSTRATE


Name: \_\_\_\_\_

Read each sentence 3 times and circle all the words with short a.  
Then illustrate the sentence in the box next to it.


1. I had a map in a tan bag.



2. Dad was mad at the cat.



3. The rat ran and had a nap on the mat.



Look at the images and write the words on the line:



map



cat

short a

© Susan Jones 2018

# IN THIS UNIT

For each of the following phonics patterns there are TWO read & illustrate pages with three shorter sentences each with their own illustration box. Just click on the phonics pattern below to see those sheets.

- short vowel a
- short vowel e
- short vowel i
- short vowel o
- short vowel u
- ch
- sh
- th
- ck
- a\_e
- i\_e
- o\_e
- u\_e
- s blends
- l blends
- r blends
- ay/ai
- ee/ea
- ie/igh
- ow/oa
- ui/ue
- ar
- or
- ir, er, ur
- oy/oi
- ow/ou
- aw/aw
- sounds of oo

... & more to come!

# READ & ILLUSTRATE

Name: \_\_\_\_\_

Read each sentence 3 times and circle all the words with short a.  
Then illustrate the sentence in the box next to it.

1. I had a map in a tan bag.




2. Dad was mad at the cat.



3. The rat ran and had a nap  
on the mat.




Look at the images and write the words on the line:



\_\_\_\_\_

-----

\_\_\_\_\_



\_\_\_\_\_

-----

\_\_\_\_\_