

**SNAP!**



Lakeshore®

pot

hot

5



A

a



# HELPFUL HINTS:

This game is the 10<sup>th</sup> game mentioned in my online game series, [Susan's Sunday Spotlight](#). To see more about this game and to see different games, head over and subscribe to my channel:

[www.youtube.com/c/susanjonesteaching](http://www.youtube.com/c/susanjonesteaching)

- After choosing the “deck” of cards you want to use from this unit, be sure there are plenty of matches for students to find while playing. There should be about 4 of the same type of card for students to match while playing. Example: sight words – print out duplicate pages so students can find matches.
- For 2 players, there should be at least 40 cards to play with. I have included a minimum of 40 cards for each deck in this unit. When playing with more students, you can print out multiple pages from the deck to include more cards and more matches.
- You can always play this game with a regular deck of cards as well.

Click below to access each deck:

<a href="#">Letter identification</a> : upper and lower case letters	<a href="#">Number identification</a> : #s 1-20
<a href="#">Rhyming words (CVC)</a>	<a href="#">Rhyming words (CVCe)</a>
<a href="#">Place Value</a>	<a href="#">Sight Words (kindergarten)</a>
<a href="#">Sight Words (1st grade)</a>	<a href="#">Sight Words (2<sup>nd</sup> grade)</a>

A

a

B

PREVIEW


PREVIEW

c

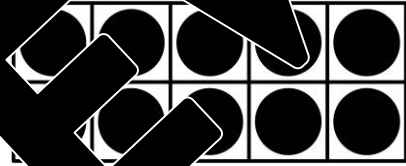
D

d

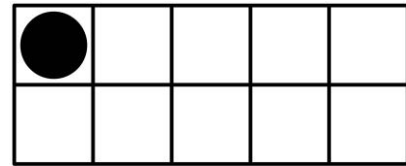

9



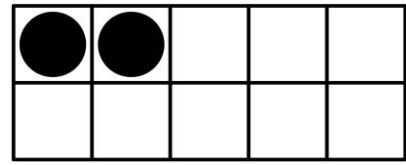

10



PREVIEW



12



pot

hot

not

PREVIEW  
not

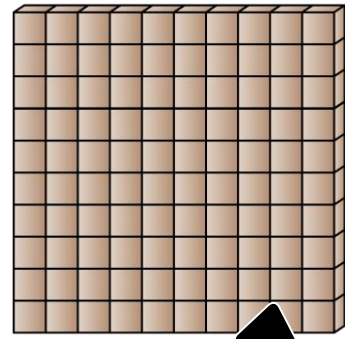
pen

hen


ten

men


100



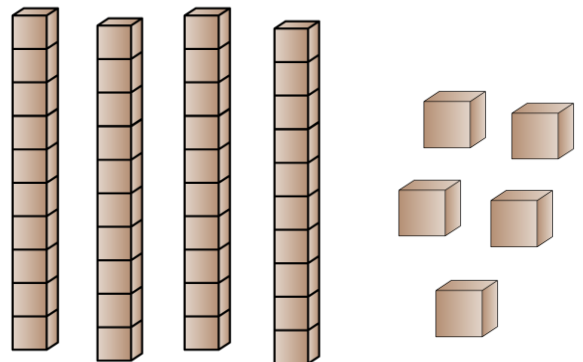
110



120



45



**PREVIEW**

say

she

so

soon

that

there

they

this

**PREVIEW**