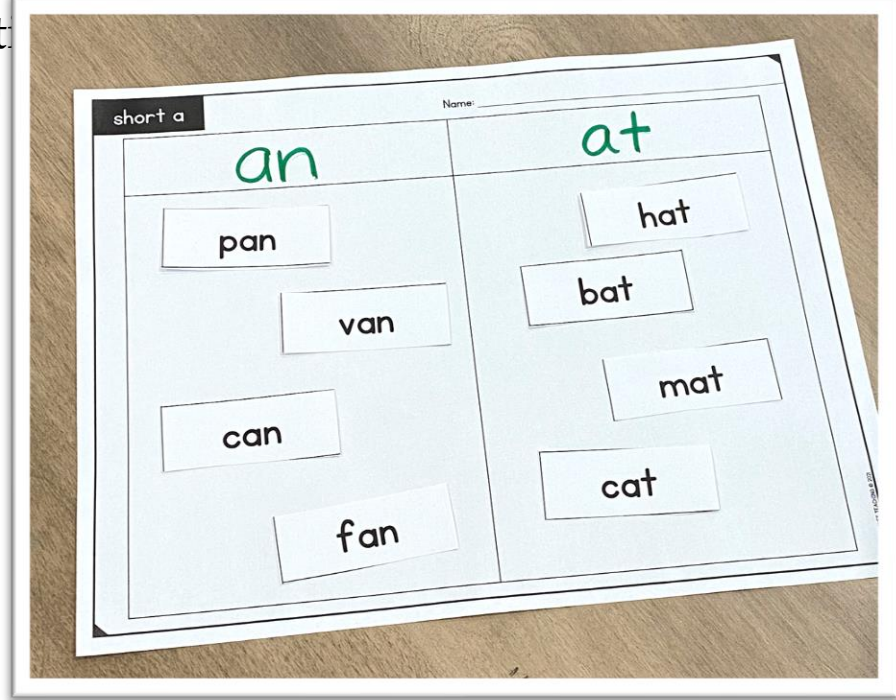



PICTURE & WORD SORTS:

This unit contains two different types of word sorts for you to use with your students. Each sort is available in picture format (with and without a text box option for students to encode) as well as word format. For all sorts, I do not tell students the two categories. Instead, they need to look at the images or words and figure out the two categories themselves.

The images are great for phonemic awareness so students can hear the sounds in the word and decide what the two categories are. I then like to challenge them to write the words themselves in the text box. You could cut off the text box portion. The word option is great for some word study so students can write the words in each category. Image options are great for students to look at the word and determine what the two categories are.



word option:

★ When students know the two categories (how words are sorted) they will write the sorting

TABLE OF CONTENTS:

Skill:	Pg:	Skill	Pg:
short a	3	l blends	39
short e	6	s blends	42
short i	9	r blends	45
short o	12	final blends	48
short u	15	digraphs	51
silent e	18	digraphs	54
silent e	21	soft/hard c	57
long/short a	24	soft/hard g	60
long/short e	27	sounds of /oo/	63
long/short i	30	ar/or	66
long/short o	33	1/2 syllables	69
long/short u	36	3/4 syllables	72

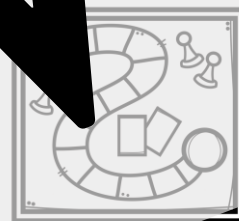

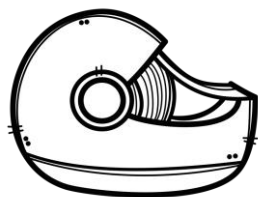
Just search for the skill your students are practicing and click the page number to be brought directly to that sort!

If you are looking for more sorts to be added, this will likely continue growing. Just send an email to (susanjonesteaching@gmail.com) and let me know which skills you are looking for. Please put “word sorts” somewhere in your subject line!

Thank you! 😊



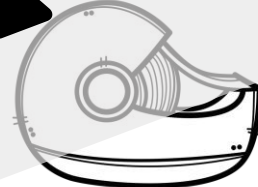
PREVIEW

silent e



PREVIEW

silent e



silent e

cave

tape

hive

kite

bike

cake

fire

game

cave

tape

hive

kite

bike

cake

fire

game

cave

tape

hive

kite

bike

cake

fire

game

PREVIEW