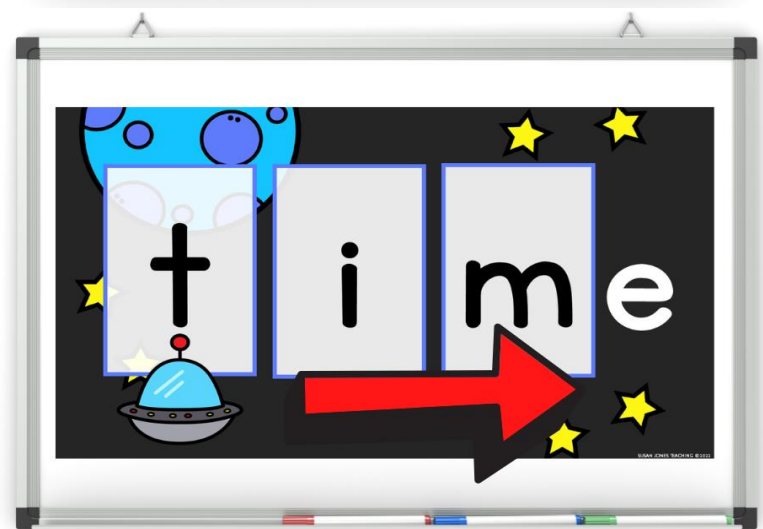
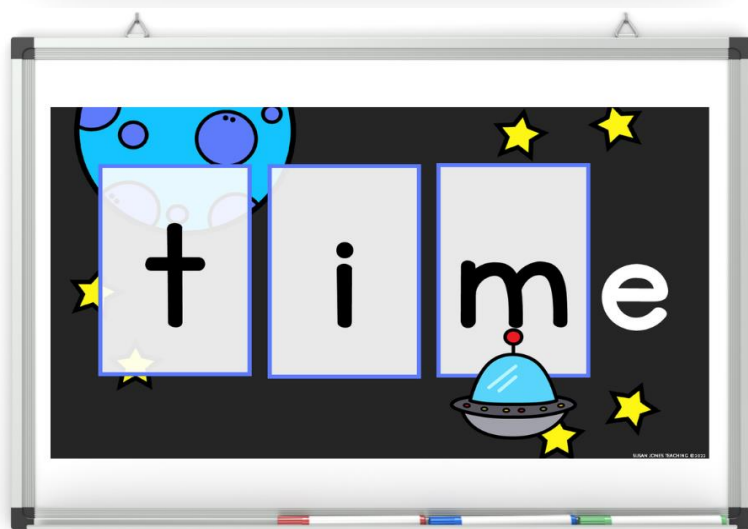
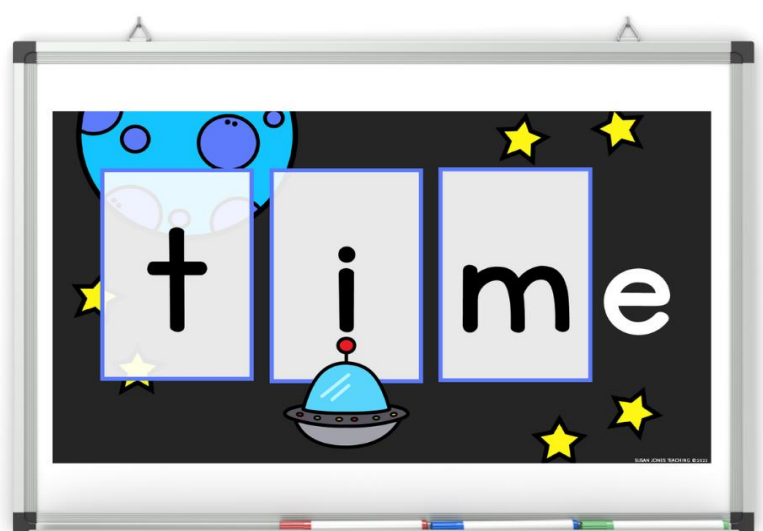
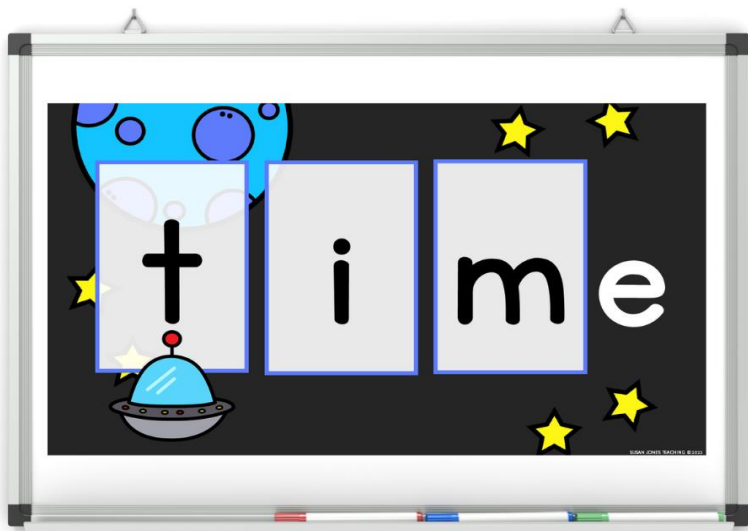


HOW TO USE:

These slides are available in Google Slides for you to display to your classroom. Within the CVCE version there are 30 real words and 10 nonsense ones with different medial vowels.

Simply display the slides under PRESENT mode and click your mouse or the arrow key to move to the next one. Students will say the sound(s) of the box with the moving image underneath (in the CVCE case – a spaceship). Then, on the last screen for each word the image will move quickly to prompt students to blend the word together. There are real and nonsense words to blend together, and each phonics skill has a different, fun theme!






CVCE VERSION:

- In the CVCE version, there are 160 blending slides with a space theme for students to use as a phonics warm up.
- There are 30 real CVCE words and 10 nonsense CVCE words for students to blend!

GOOGLE CLASSROOM INSTRUCTIONS:

- To access the digital slides click below:



- You will be prompted to make a copy of the resource in your Google Drive. Click the button "Make a Copy" and you can locate the file in your Google Drive. Feel free to change the name or add/remove slides as you see fit. This way you can assign only certain activities at a time.
- You can always come back here and click the link above to access the FULL resource.
- If assigning to individual students: Go to Google Classroom and add an assignment. Select the Google Drive symbol and find the resource you want to assign to your students. **YOU MUST MAKE A COPY FOR EACH STUDENT!**
- Students can type everywhere there is a "type here" box and drag images as they need to complete each activity (not applicable to this activity).

THANK YOU!

Thank you so much for downloading my phonics blending digital slides! I hope both you and your students enjoy them! To find more ideas, resources, and activities, just follow me at any of the following places:



[My Store:](#)

Tons of resources for grades K-2!



[YouTube:](#)

I share a free game or activity each week!



[Susan Jones Teaching:](#)

My blog with my latest ideas!



[Instagram:](#)
[@susanjonesteaching](#)



[Facebook:](#)
[@susanjonesteaching](#)

Terms of Use:

This download includes a license for one educator and is meant to be used for personal use in their classroom. These licenses are not transferable. If you want to share this with a colleague or use it with a school district, you can purchase additional licenses under your “My Purchases” page in your TPT account.

If you are a department lead, coach, administrator, etc. and would like to purchase a large number of licenses, please contact me for a quote at susanjonesteaching@gmail.com.

Every page of this file is copyrighted and cannot be uploaded to the internet in any form unless specifically specified by the author, Susan Jones. This includes district servers and classroom blogs where others can download or use the product without purchasing it.

>> My units may not be used on the Outschool platform in any way. <<

Graphics & Fonts:

some images and fonts in this unit have been purchased and licensed solely for use by Susan Jones Teaching, while the rest can be found below:

