

MATH TALKS

Using math talks in the classroom is a great way for students to begin to understand math in a more *conceptual* way! It can be easy to put up a math question and think you are hosting a math talk but remember... the most important part is having your students **meaningfully TALK** about the concepts. A math talk is something that should take place every day in your classroom for about 3-5 minutes per day!

I have 4 phrases that I use in my K-2 classroom all the time to foster meaningful math conversations. The four phrases I love to use are:

- Tell me more...
- What did ____ say?
- Do you agree/disagree? Why?
- Could you solve this a different way?

You can see more about each phrase and WHY they're important in my video below:




This is currently part of a growing bundle, and the math talks already included are:

- Subitizing
- Comparing Numbers
- Which doesn't belong?
 - Fill the grid
- Picture It Prompts
 - Making 10s
 - Decomposition


There are 24 of each different type of math talk (except picture it!) and the skills progress from easier to more difficult. There is also an editable slide at the end of each skill so you can type in your own problems as needed for more practice.

SUBITIZING:


Subitizing: to quickly recognize and name a number in a group without counting. To use these math talks, you will want to show them as “quick images” meaning you will show the slide for about 2-3 seconds and then turn it off (this is so students can’t count the dots 1 by 1). As students share how many dots they saw, encourage them to share how they got that answer and your job as the teacher is to display their thinking.



How many do you see?



How many



How many do you see?