

IN THIS UNIT:

These phonics mini-books are great to help students decode words they're learning with different phonics patterns. Each book in this unit is carefully created to over 80% decodable and the books are scaffolded to include a few different parts:

1. students first read the words with the target phonics skill in isolation
2. students practice phoneme-grapheme mapping words with that phonics skills
3. students read a short passage with the words included in steps 1 and 2.
4. students draw a quick sketch to show their understating of what they've read.

Please note: this is currently a GROWING bundle, meaning it is not complete yet and you will be purchasing it for a discounted price!!

To see which phonics patterns will be included in these decodable readers, please look on the next page.

OVER 72 MINI-BOOKS:

There are two different decodable mini-books for each of the following skills:

<u>TARGET SKILL:</u>	<u>PAGE:</u>
Short a, cvc	5
Short e, cvc	7
Short i, cvc	9
Short o, cvc	11
Short u, cvc	13
Mixed cvc	15
L-blends	
S-blends	
R-blends	
Mixed blends	
Digraph, sh	
Digraph, ch	
Digraph, th	
Digraph, ck	
Mixed digraphs	

<u>TARGET SKILL:</u>	<u>PAGE:</u>
Silent e, CVCE	
Silent e, CCVCE	
Silent e (long a)	
Silent e (long i)	
Silent e (long o)	
Silent e (long u)	
Long a (ai, ay)	
Long e (ee, ea)	
Long i (ie, igh)	
Long o (oa, oe, ow)	
Long u (oo, ew, ue, ui)	
Mixed long vowels	
R-controlled (ar)	
R-controlled (or)	
R-controlled (er, ir, ur)	

TABLE OF CONTENTS:

Simply click on the page number to go to those decodables:

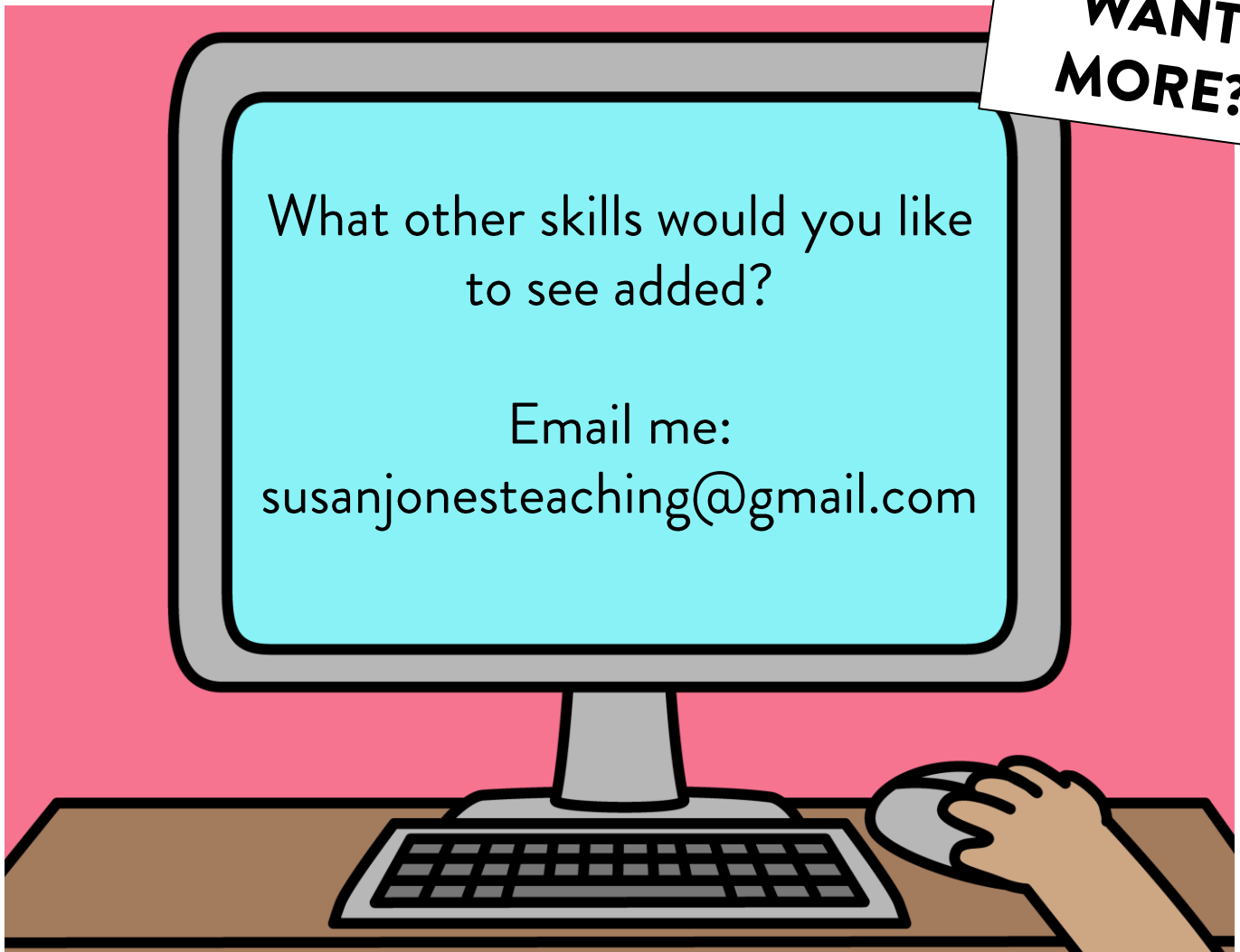
<u>TARGET SKILL:</u>	<u>PAGE:</u>
Mixed r-controlled	
Diphthong (oi, oy)	
Diphthong (ou, ow)	
Diphthong (au/aw)	


<u>TARGET SKILL:</u>	<u>PAGE:</u>
Two sounds of /oo/	
Soft g/c	

**WANT
MORE?**

What other skills would you like
to see added?

Email me:
susanjonesteaching@gmail.com





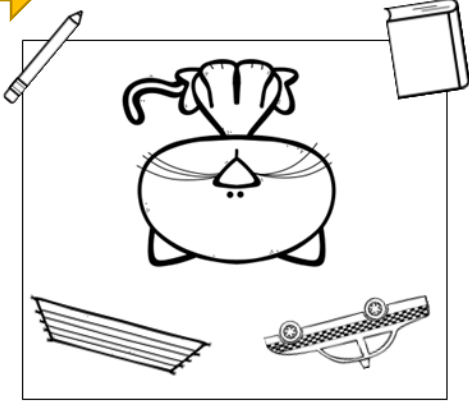
HOW IT WORKS:

To create the books, simply fold the mini books down first, then across. The "I Can Read & Write" page is the title page.

1

Title page: Students write their names and there are images that match what happens in the story.

Name: _____




I CAN READ & WRITE!

short a words

Point to each word, read it aloud, then color it in:


Dan	cab	cat
fat	mat	pal

Say each word aloud then write each sound you hear in its own box:




--	--	--	--	--	--	--	--

Draw what happened in the story:



Read the passage 3 times. Color in a book after each reading. Then underline the short a words you found:

Dan got in a cab. The cab went to the vet to get his cat. Dan's cat was big and fat. The cat's name was Tad and she liked to nap on a mat. Tad and Dan were best pals.



4

Students will draw a sketch of what happened in the story to show understanding.

2

Students will decode words in isolation and practice phoneme-grapheme mapping words from the story.

3

Students will read the passage 3 times and then highlight or underline the target words they find.