

# COMBINING SENTENCES:

This sentence writing center gives students the opportunity to practice combining sentences with the following:

- and
- because
- but
- so
- a series of items separated by a commas

When using these activities, we always complete them aloud in whole group situations first with teacher-modeling. This way students can see how to combine the sentences with the target word and verbally produce a complete sentence before writing them on their own. Once students are familiar with this activity, you can put these in independent writing centers for students to practice on their own! They can also be used in small group with teacher guidance as needed.

and **LET'S COMBINE** 2

Jen put on her pajamas.

Jen brushed her

because **LET'S COMBINE**


I missed my mom.

I gave my mom a hug.

so **LET'S COMBINE** 32

Hugo was sick.


We took him to the doctor.



but **LET'S COMBINE** 28


I like veggies.

I do not like carrots.



, **LET'S COMBINE** 44

- pencil
- book
- crayons



# HOW TO USE:

I like to print these half-sheet cards out and store them on a binder ring to keep as reference. Each card is set up in the same way:

The focus word students will use to combine the sentences.

and **LET'S COMBINE** 2

Jen put on her pajamas.

Jen brushed her teeth.

Card # to write on recording sheet.

NAME: \_\_\_\_\_

2 **LET'S COMBINE:**

Jen put on her pajamas  
and brushed her teeth.

Capitalization Punctuation Spelling Does it make sense?

Check for conventions at the end.

, **LET'S COMBINE** 44

- pencil
- book
- crayons

With the series of commas, students will need to come up with their own sentence that makes sense and uses all the words.  
Ex: My teacher told us to get a pencil, our book, and crayons.

# HOW TO USE:



Jump to the cards you need:

Conjunction: and

Conjunction: because

Conjunction: but

Conjunction: so

Commas in a series