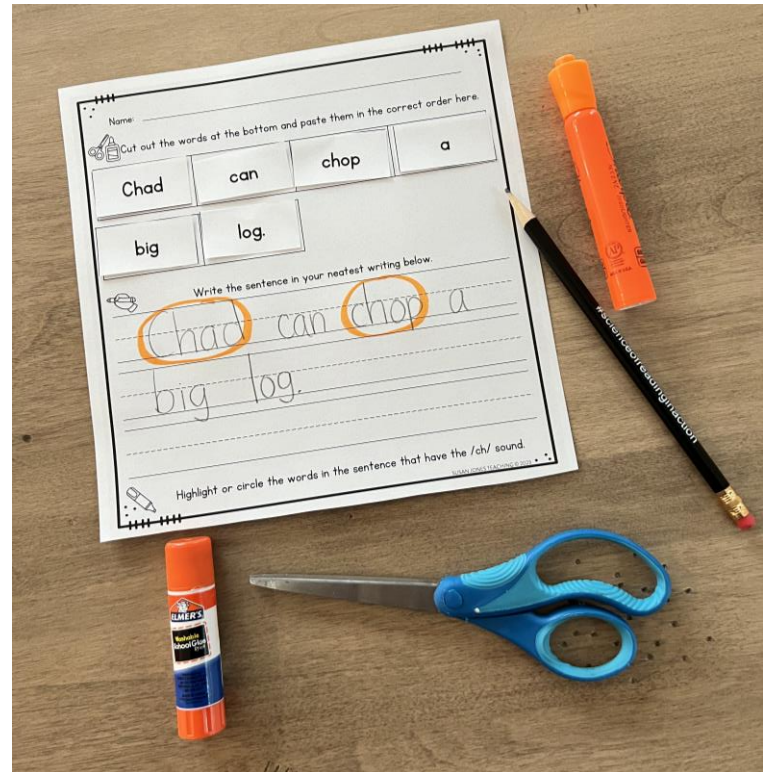
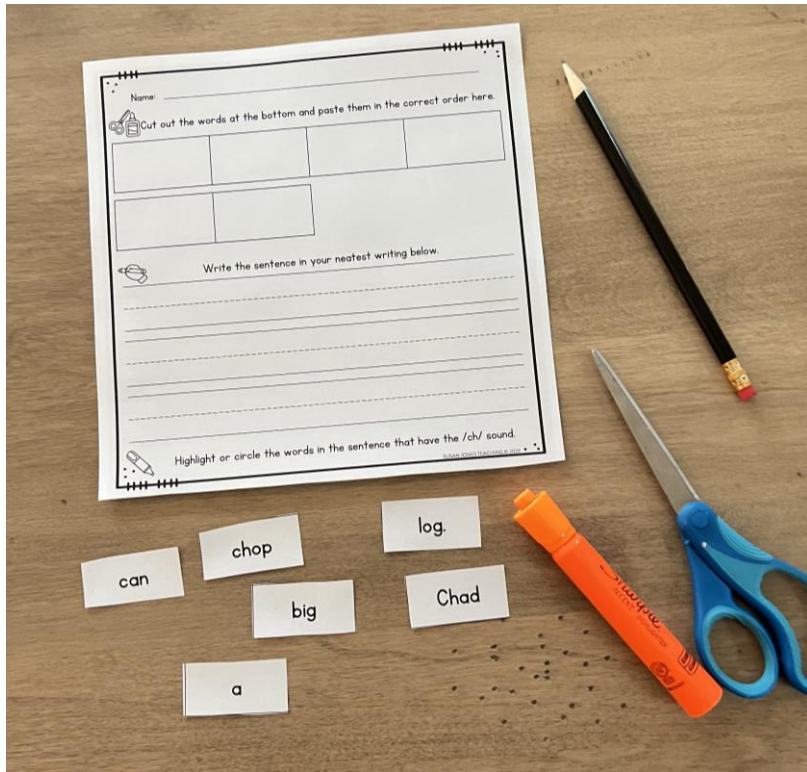




# HOW IT WORKS:

These 1-page decodable sentence scrambles work like this:



1. First, students will cut out the words at the bottom and try to put them in order so that it makes sense. They will look for capital letters at the beginning of the sentence and punctuation at the end.
2. Then, they will paste the words in the correct order at the top.
3. Next, students will write the sentence in their neatest handwriting.
4. Last, students will re-read the sentence and highlight any words with the target sound.

When using these, I would start whole group to show students how to complete them. Once students know how to use these, they are great in small groups, for independent centers, and to send home for additional practice!

# IN THIS UNIT:

There are 342 unique pages in this unit for students to use their syntax knowledge to unscramble the words, rewrite the sentence, then highlight the words with the target skill.

There are **9 different sentence scrambles** for each phonics skill below. Just click the skill you're looking for and you'll be brought right to the first page of that set!

<u>TARGET SKILL:</u>	<u>PAGE:</u>
Short a, cvc	<a href="#">3</a>
Short e, cvc	<a href="#">12</a>
Short i, cvc	<a href="#">21</a>
Short o, cvc	<a href="#">30</a>
Short u, cvc	<a href="#">39</a>
Mixed cvc	<a href="#">48</a>
L-blends	<a href="#">57</a>
S-blends	<a href="#">66</a>
R-blends	<a href="#">75</a>
Mixed blends	<a href="#">84</a>
Digraph, sh	<a href="#">93</a>
Digraph, ch	<a href="#">102</a>
Digraph, th	<a href="#">111</a>
Digraph, ck	<a href="#">120</a>
Mixed digraphs	<a href="#">129</a>
Silent e, CVCE	<a href="#">138</a>
Silent e, CCVCE	<a href="#">147</a>
Silent e (long a)	<a href="#">156</a>
Silent e (long i)	<a href="#">165</a>
Silent e (long o)	<a href="#">174</a>

<u>TARGET SKILL:</u>	<u>PAGE:</u>
Silent e (long u)	<a href="#">183</a>
Long a (ai, ay)	<a href="#">192</a>
Long e (ee, ea)	<a href="#">201</a>
Long i (ie, igh)	<a href="#">210</a>
Long o (oa, oe, ow)	<a href="#">219</a>
Long u (oo, ew, ue, ui)	<a href="#">228</a>
Mixed long vowels	<a href="#">237</a>
R-controlled (ar)	<a href="#">246</a>
R-controlled (or)	<a href="#">255</a>
R-controlled (er, ir, ur)	<a href="#">264</a>
Mixed r-controlled	<a href="#">273</a>
Diphthong (oi, oy)	<a href="#">282</a>
Diphthong (ou, ow)	<a href="#">291</a>
Diphthong (au/aw)	<a href="#">300</a>
3 letter blends	<a href="#">309</a>
open syllables	<a href="#">318</a>
Two sounds of /oo/	<a href="#">327</a>
Soft g/c	<a href="#">336</a>


Name: \_\_\_\_\_



Cut out the words at the bottom and paste them in the correct order here.

--	--	--	--

--	--



Write the sentence in your neatest writing below.

\_\_\_\_\_

-----

\_\_\_\_\_

-----

\_\_\_\_\_

-----

\_\_\_\_\_



Highlight or circle the words in the sentence that have the /ă/ sound in them.

and	Sam	map.
Pam	had	a