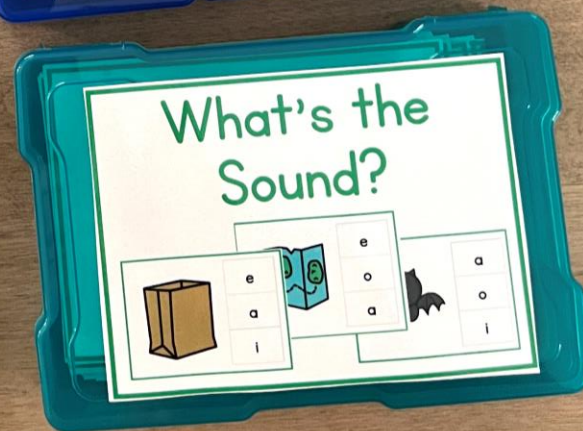
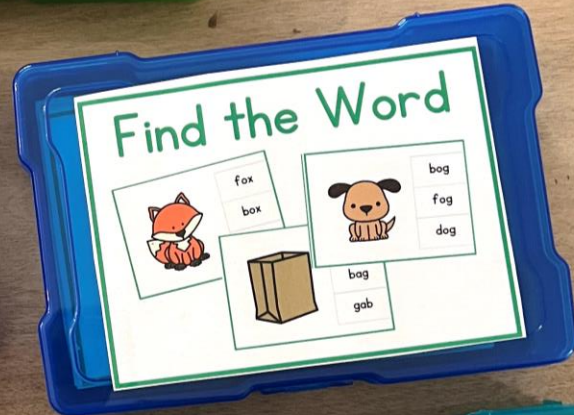
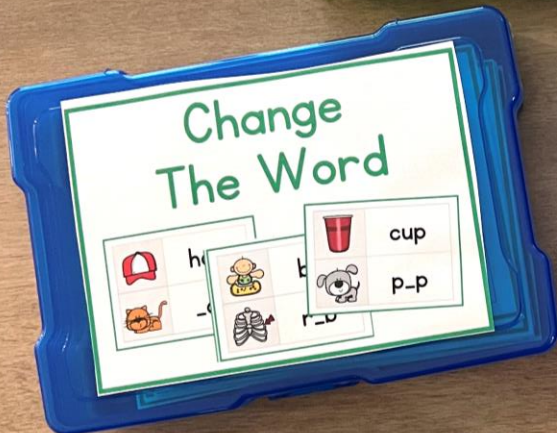
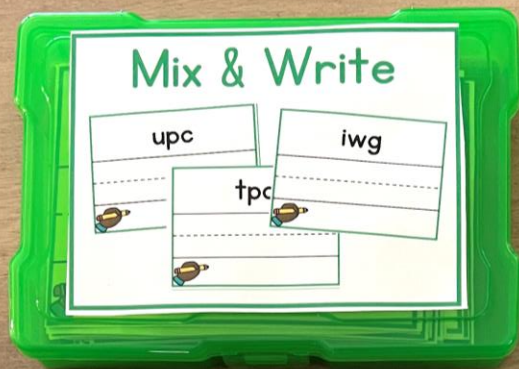


CVC TASK CARDS




These literacy center task cards are a great way for students to practice CVC words. There are five different task card centers included in this unit:

- **Find the Word:** here students will look at an image and find the correct spelling of the word to circle or clip with a clothespin.
- **Change the Word:** here students will complete the missing letter. The word on top will always change the first sound to make the new word.
- **What's the Sound?:** here students will look at an image and identify the middle sound.
- **Mix & Write:** here students will rearrange the letters to make a real CVC word and write it on the lines.
- **Say & Build:** here students will say the word aloud, tap the sounds, then write the letters that represent the sounds in the boxes (or build with letter magnets/tiles).


Please note: these cards should be laminated so they can be used with dry-erase markers over and over again.

These cards can be stored however you'd like, but I did make them so they fit in these 4x6 photo containers: [Task Card Boxes](#)


Find the Word




fox
box



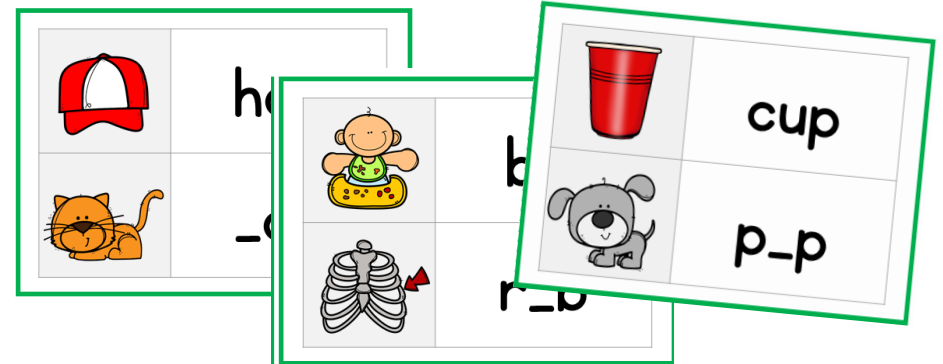
bog
fog
dog




bag
gab




Change The Word



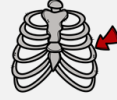
h




b




r-p



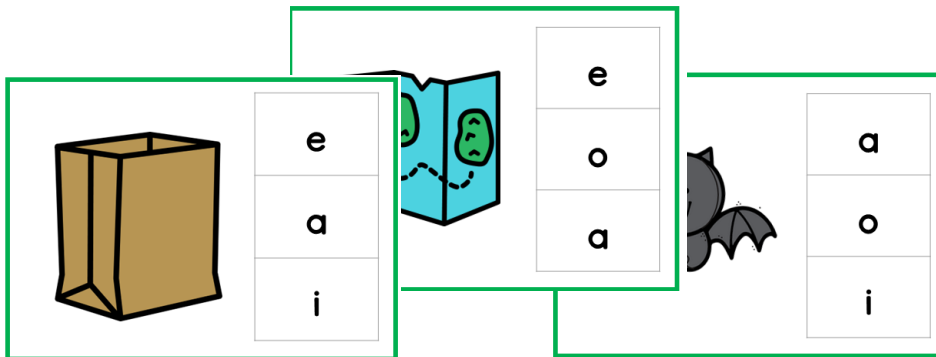
cup




p-p




What's the Sound?




e
o
a



e
a
i

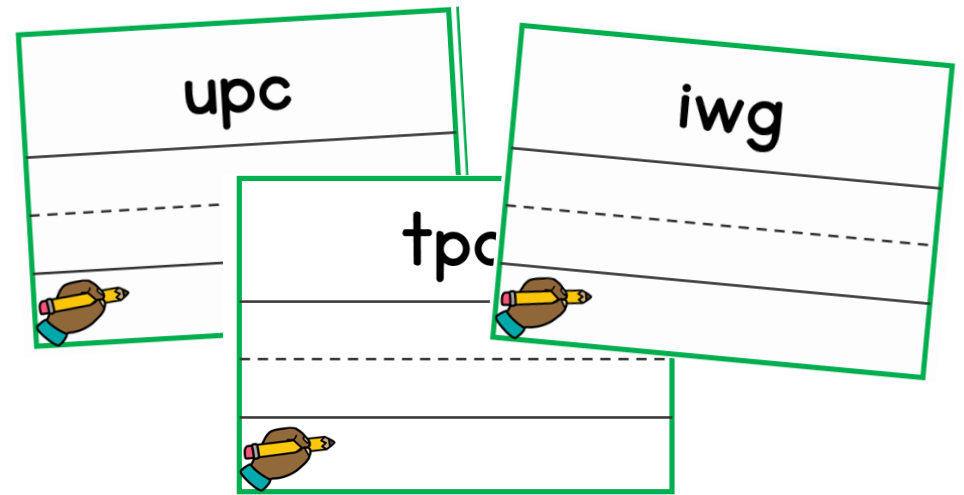


e
o
a




a
o
i

Mix & Write





upc



iwg

tpc



Say & Build



--	--	--

--	--	--