

ALPHABET TASK CARDS




These cards can be stored however you'd like, but I did make them so they fit in these 4x6 photo containers: [Task Card Boxes](#)

These literacy center task cards are a great way for students to practice letter names and sounds. There are five different task card centers included in this unit:


- **Alphabet ID:** here students will look at an image and fill in the beginning letter with a dry-erase marker.
- **Alphabet Puzzle Match:** here students will match the puzzle pieces. Each letter will connect with an image that begins with that letter.
- **Play-Doh Build (upper and lowercase):** here students will look at three images and circle the one that begins with the letter shown.
- **Write the Alphabet:** here students will look at the image and circle (or clip with a clothespin) the letter that begins that word.

Please note: these cards should be laminated so they can be used with dry-erase markers over and over again. Also, in this unit "x" will always be the LAST sound in each activity.


Alphabet ID




Alphabet Puzzle Match



Play-Doh Uppercase Build



Play-Doh Lowercase Build



Write the Alphabet

