

NUMBER SENSE TASK CARDS




These number sense cards are a great way for students to practice counting, identifying and building numbers within 20:

- **Show the number:** here students will look at the number and build it in the 5 or 10 frame. They can use small objects, like beads, or they can draw circles with a marker.
- **Count and Cover:** here students will count the buttons shown on the left and then cover all the numbers that match.
- **Roll & Fill:** here students will roll the amount of dice shown on the card (1, 2, or 3) and then fill the jar using small manipulatives to match that number. They will repeat every time they pull a new card.
- **Subitize & Clip:** here students will look quickly at the numbers and clip the correct one with a clothespin (they can also cover it or circle it)
- **Count & Write:** here students will count the bears and write the number on the line.

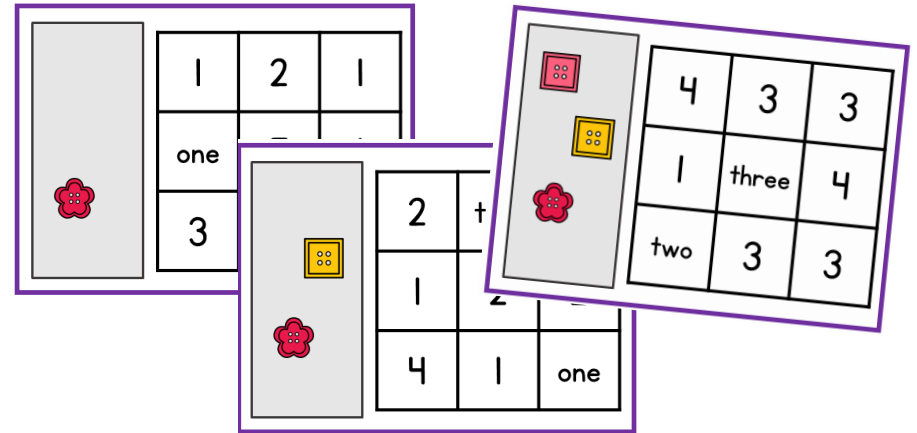
Please note: these cards should be laminated so they can be used with dry-erase markers over and over again.

These cards can be stored however you'd like, but I did make them so they fit in these 4x6 photo containers: [Task Card Boxes](#)


Show the Number



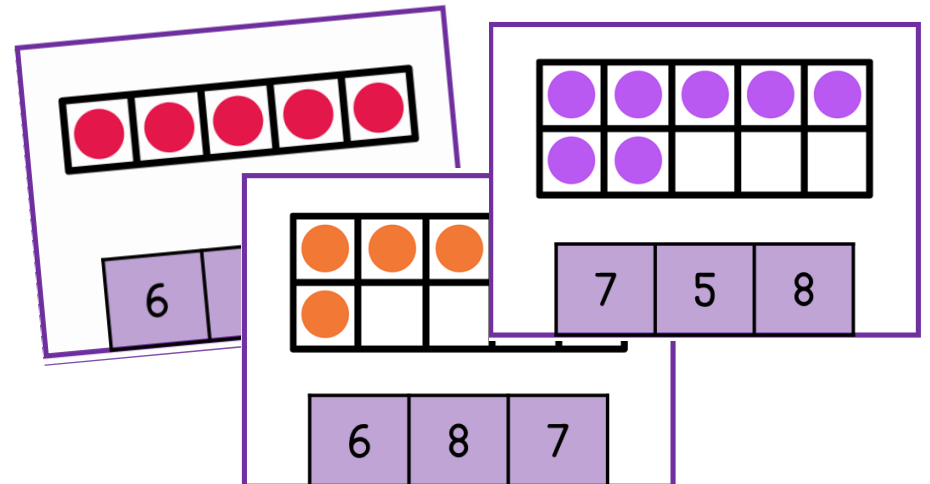
Count & Cover



Roll & Fill



Subitize & Clip



Count & Write

