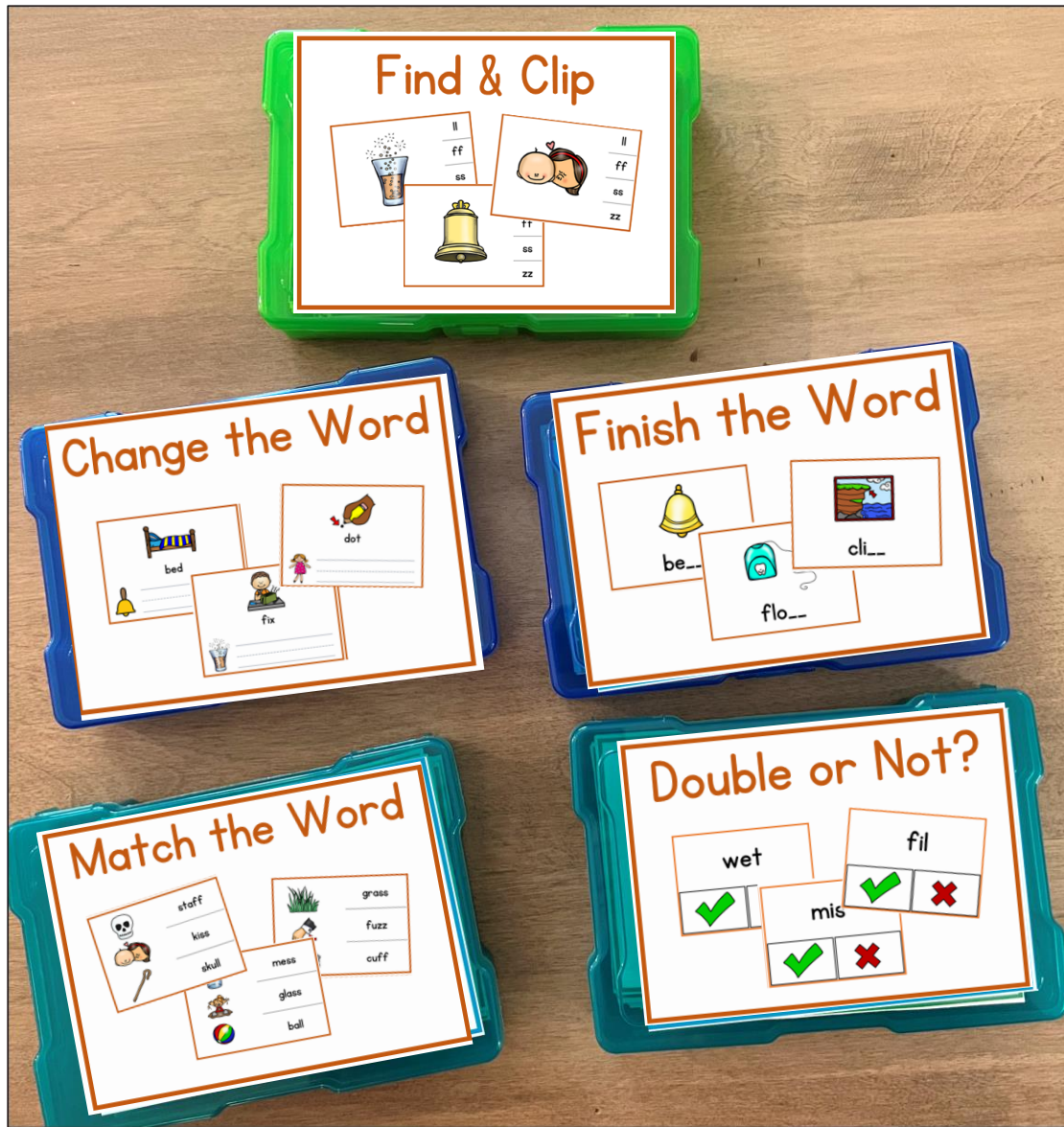


FLSZ RULE TASK CARDS




These literacy center task cards are a great way for students to practice words with the FLSZ rule! There are five different task card centers included in this unit:

- **Find & Clip:** here students will look at the image and circle the double letter that is at the end.
- **Finish the Word:** here students will complete the missing double letters at the end.
- **Match the Word:** here students will read the words and draw lines to match them to the correct images.
- **Charge the Word:** here students will read the first word, then change the ENDING sound to make a new word (which has a double letter)
- **Double or not?:** here students will look at the word and determine if the last letter must be doubled or not.


Please note: these cards should be laminated so they can be used with dry-erase markers over and over again.

These cards can be stored however you'd like, but I did make them so they fit in these 4x6 photo containers: [Task Card Boxes](#)


Find & Clip



 | |
 | ff
 | ss




 | |
 | ff
 | ss
 | zz




 | tt
 | ss
 | zz


Finish the Word



 be__




 flo__




 cli__


Match the Word



 staff
 kiss
 skull



 grass
 fuzz
 cuff



 mess
 glass
 ball

Change the Word



 bed



 fix




 dot

Double or Not?

wet	
✓	

fil	
✓	✗

mis	
✓	✗